

Committee	Dated:
City Bridge Trust	20 th September 2017
Subject: Grant Applications – statistical summary	Public
Report of: Chief Grants Officer	For Information

Summary

This paper summarises applications received and action taken under your grants programmes this financial year, including those recommended for decision to this meeting. 60 applications will be dealt with at today's meeting, including 18 grant recommendations and 25 grants to be noted as approved by delegated authority under your Investing in Londoners programme, and 1 grant recommendation under your Infrastructure Support Anniversary programme (the remaining 16 applications were either withdrawn or are recommended for rejection). This leaves £7,799,211 remaining on your core budget for 2017/18; £1,463,000 remaining on the Anniversary funds; and £1m to be committed to the Prince's Trust.

Recommendations

Members are asked to:

- a) Note the report
- b) Consider the grant recommendations in the subsequent annexes

Main Report


Background

1. This paper summarises action taken and proposed this financial year on grant applications received under the Trust's three current grant-making streams for 2017-18:

	Total Budget
Investing in Londoners	£16,422,520
Anniversary Programmes*	£6,858,000
Prince's Trust	£1,000,000
	£24,280,520

*Of the original grants budget available for your Anniversary programmes, £1,590,000 for infrastructure support is now forecast to be committed in 2018/19.

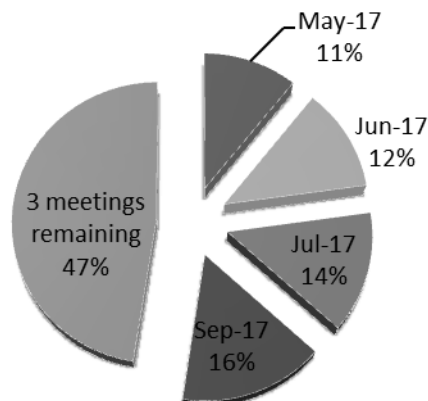
City Bridge Trust grants 2017-18



Core Investing in Londoners Grants Budget 2017/18

2. In the first three meetings of 2017/18 the Trust committed 37% of its core budget for Investing in Londoners. Today's meeting proposes a further 16% commitment (43 applications for a total recommended sum of £2,613,829). If approved, this will leave a balance of 47% of the annual budget:

Spending rate



3. With four meetings remaining this will require an average spend rate of 16% per meeting, an increase in the average to date. The Trust is comfortable it can achieve this with the team currently in place.
4. Table 1 shows the grants budget for the current year; the total amount already committed in 2017/18; the amount recommended at this meeting; and the balance remaining.

Table 1: Overall spend against 2017/18 budget

	Grants budget	Grants spend	Pending applications	% spend of annual budget
Core 2017/18 Investing in Londoners grants budget				
Original Grants Budget	£15,000,000			
20th anniversary budget uplift	£1,000,000			
Write-Backs & Revocations	£98,520			
UBS contribution	£50,000			
Carry forward 2016/17	£274,000			
Total Budget Available	£16,422,520			
Previous Committee meetings				
May 2017+		£1,773,300		11%
June 2017		£1,965,850		12%
July 2017		£2,270,330		14%
Sub-total approved spend		£6,009,480		37%
Remaining budget	£10,413,040			
Today's recommendations				
September 2017 - recommended grant spend		£2,582,217		16%
September 2017 - recommended non-grant spend*		£31,612		0%
Total spend recommended today		£2,613,829		16%
Total annual spend		£8,623,309		53%
Remaining budget	£7,799,211			47%
Summary				
Grants committed		£6,009,480		37%
Spend recommended		£2,613,829		16%
Balance remaining	£7,799,211			47%

*This represents expenditure such as management costs, evaluation activity or related research that is recommend for approval but will not be awarded as a grant to another charity

+£108,000 of this is the budget that has been allocated to Strategic Review spend, c/f from 2016/17

5. The Trust is currently assessing Investing in Londoners applications, Stepping Stones requests and Strategic Initiatives at a total value of just under £5.6million.

Proposed use of remaining budget				
Submitted applications - under assessment			£4,710,593	28%
Stepping Stones			£612,000	4%
Strategic Initiatives			£164,960	1%
Exceptional grants - under assessment			£100,000	1%
Available grants balance			£2,211,658	13%
Total			£7,799,211	

6. Investing in Londoners has several strands and more detail is provided on spend per strand in appendix A.
7. In addition to the core Investing in Londoners budget, the Trust also manages 20th Anniversary funding carried forward since 2015-16 which is designated for use towards employability and infrastructure programmes. Additional budget was agreed for both programmes for 2017/18.

8. Funds under the employability programme have now been fully committed with no balance remaining:

Anniversary programme: employability (20th anniversary budget uplift of 40%)				
	Budget	Spend	Pending applications	% spend of annual budget
Carry forward from previous years	£2,735,000			
2017/18 new budget	£2,000,000			
Total budget available	£4,735,000			
Spend at previous meetings in 2017/18				
May-17		£4,735,000		100%
Recommended spend today		£0		0%
Total spend		£4,735,000		100%
Remaining budget	£0			0%
Summary				
Spend committed		£4,735,000		100%
Spend recommended		£0		0%
Balance remaining	£0			0%

9. Your meeting today will consider 1 application of £350,000 under your Infrastructure Support Anniversary programme. This leaves a balance of £1,463,000 (equivalent to 69% of the programme) which the Trust expects to commit before the end of the current financial year:

Anniversary programme: infrastructure support (20th anniversary budget uplift of 40%)				
	Budget	Spend	Pending applications	% spend of annual budget
Carry forward from previous years	£1,713,000			
2017/18 budget	£2,000,000			
2018/19 forecast commitment	(1,590,000)			
Total budget available	£2,123,000			
Spend at previous meetings in 2017/18		£310,000		15%
Recommended grant spend today		£350,000		16%
Recommended non-grant spend today*		£0		
Total spend		£660,000		31%
Remaining budget	£1,463,000			69%
Summary				
Spend committed		£310,000		15%
Spend recommended		£350,000		16%
Balance remaining	£1,463,000			69%

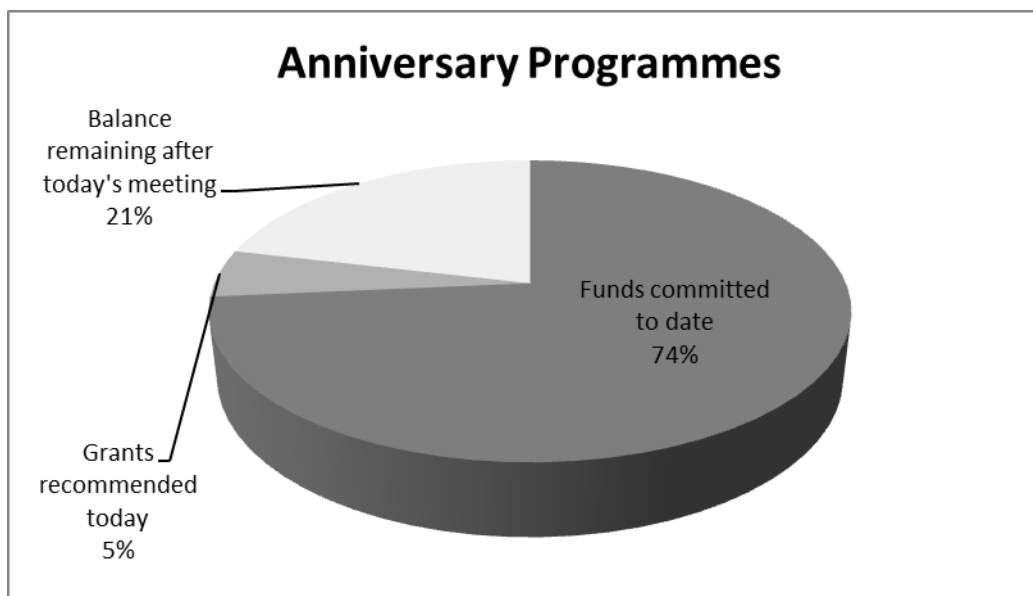
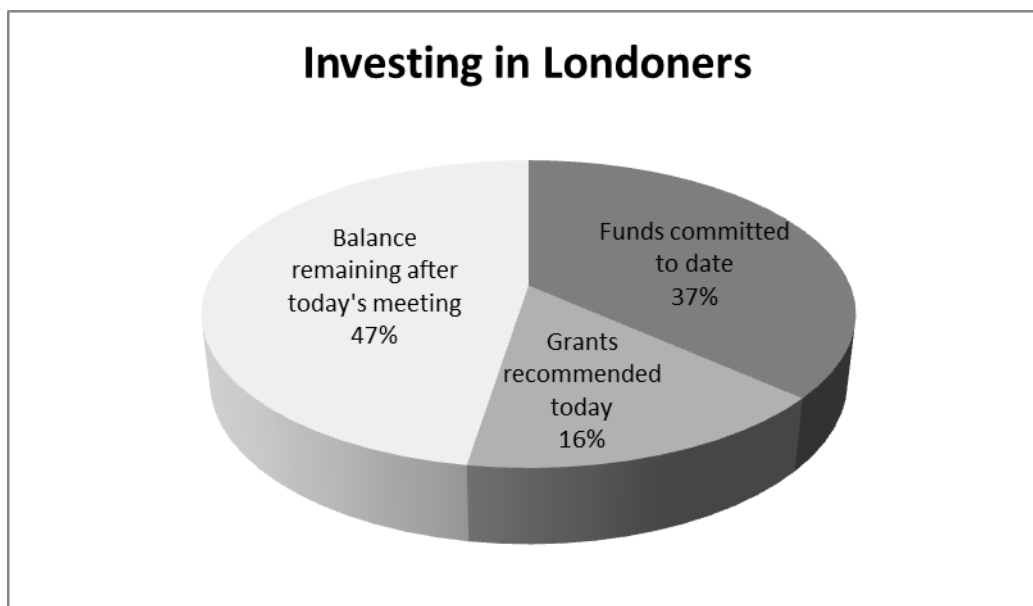
*This represents expenditure such as management costs, evaluation activity or related research that is recommend for approval but will not be awarded as a grant to another charity

10. Finally, the Trust has managed an annual grant award of £1,000,000 to The Prince's Trust since 2014. The 2017-18 sum will be drawn down in March 2018 (in line with previous years):

Annual funding for Prince's Trust funding (agreed Oct 14)				
2017/18 budget	£1,000,000			
Balance to be drawn down	£1,000,000			
Summary				
Balance remaining	£1,000,000			100%

11. Spending progress against the 2017-18 grant allocation can be summarised thus:

	2017-18 allocation	Funds committed to date	Funds recommended today	Balance remaining
Investing in Londoners	£16,422,520	£6,009,480	£2,613,829	£7,799,211
Anniversary Programmes	£6,858,000	£5,045,000	£350,000	£1,463,000
Prince's Trust	£1,000,000	£0	£0	£1,000,000
	£24,280,520	£11,054,480	£2,963,829	£10,262,211



David Farnsworth

Chief Grants Officer

T. 020 7332 3710 E. david.farnsworth@cityoflondon.gov.uk

Appendix A – Detailed breakdown of Investing in Londoners' spend for 2017-18

Table 1 shows the grant awards you have made this financial year under Investing in Londoners and today's recommendations by programme.¹

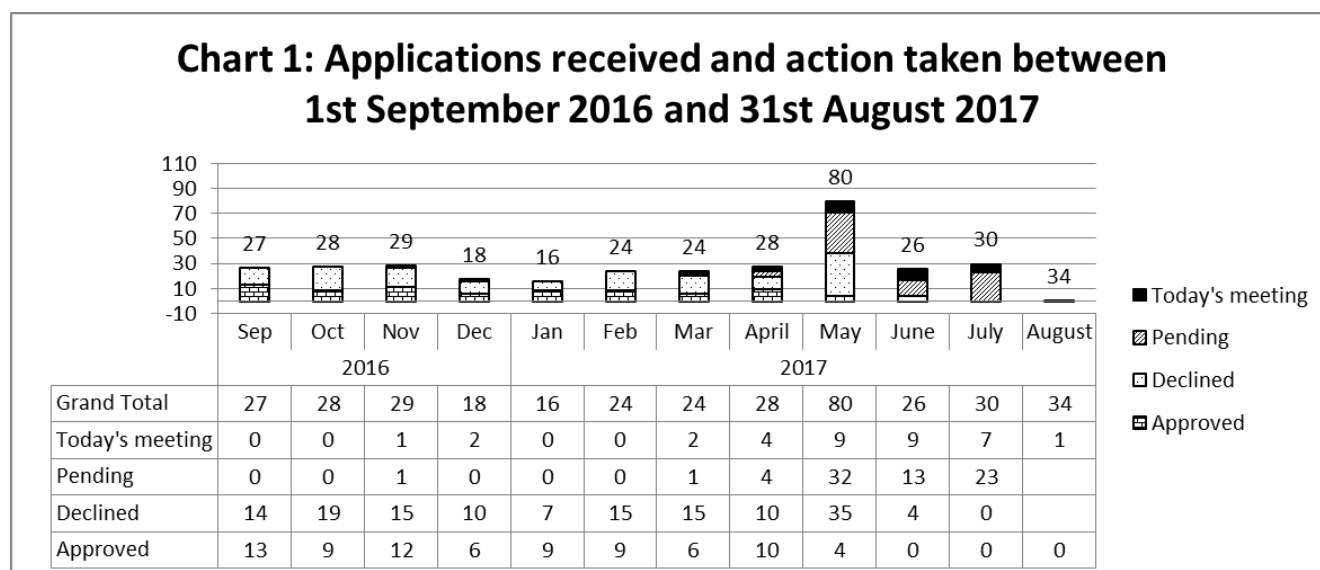
Table 1: Investing in Londoners awards and recommendations by programme

Fund/Program	Number of grants				Value of grants			
	Year to date	Today's meeting	Total	% total grants	Year to date	Today's meeting	Total	% total value
English for Speakers of Other Languages	2	1	3	3%	£196,800	£2,500	£199,300	2%
Improving Londoners' Mental Health	4	1	5	5%	£286,950	£125,100	£412,050	5%
Improving London's Environment	3	2	5	5%	£298,000	£134,600	£432,600	5%
Making London More Inclusive	8	0	8	8%	£990,900	£0	£990,900	11%
Making London Safer	4	2	6	6%	£403,100	£368,400	£771,500	9%
Older Londoners	9	2	11	11%	£908,600	£156,000	£1,064,600	12%
Reducing Poverty	5	4	9	9%	£499,240	£550,700	£1,049,940	12%
Resettlement & Rehabilitation of Offenders	3	1	4	4%	£253,300	£117,000	£370,300	4%
Stepping Stones	0	0	0	0%	£0	£0	£0	0%
Strengthening London's Voluntary Sector	5	6	11	11%	£524,500	£807,644	£1,332,144	15%
Strategic Initiatives	7	4	11	11%	£1,523,060	£105,433	£1,628,493	19%
Eco-audits	4	0	4	4%	£10,200	£0	£10,200	0%
Access Audits	2	0	2	2%	£1,830	£0	£1,830	0%
Exceptional Grants	0	20	20	20%	£0	£214,840	£214,840	2%
Non grant spend	N/A	N/A	N/A	N/A	£113,000	£31,612	£144,612	2%
Grand total	56	43	99	100%	£6,009,480	£2,613,829	£8,623,309	100%

The 19% value of Strategic Initiatives relates to the total spend in the year to date and is a consequence of timing. As your overall budget for these is 20% of the total annual value of the core grants budget further spend in this area will be closely monitored.

¹ Making London More Inclusive excludes access audits which are shown separately.

1. Chart 1 shows the flow of applications received over the last year and action taken, allowing any seasonal variations to be seen. This excludes Strategic Initiatives as they are usually solicited rather than open programmes.



2. Between 1st September 2016 and 31st August 2017, 364 applications were received for the Investing in Londoners programmes. Excluding the applications being considered at this meeting, 78 applications have been approved, 144 declined and 74 are pending. The spike in applications seen in May 2017 are due to the closing date for a round of the Stepping Stones Fund. Otherwise applications are fairly evenly spread across the year, which is comparable to previous years.
3. There are 6 applications shown as pending and which were received prior to and including April. One of these – for £2,000 - is due for approval under delegated authority before this meeting. Recommendations on the others have been delayed whilst awaiting information from the applicants.
4. Officers are asking you to consider 60 applications at this meeting, as presented in the subsequent annexes and reports. Of these, 19 are recommended for a grant and 25 are reported as having been approved under the scheme of delegations (these include the formal inclusion of the summer activity grants for Grenfell which were tabled at your last meeting). A further 11 are recommended for rejection, and 5 applications have been withdrawn by applicants. Table 2 provides a summary.

Table 2: Action to be taken on applications today

Investing in Londoners

Action to be taken	Number	Amount
Applications recommended for grant to Committee	18	£2,356,200
Funding approved by delegated authority up to £10,000 (to note)	23	£127,717
Funding approved by delegated authority from £10,001 - £25,000 (to note)	0	£0
Funding approved by delegated authority from £25,001 - £50,000 (to note)	2	£98,300
Applications recommended for rejection	11	n/a
Withdrawn applications (to note)	5	n/a
Applications lapsed (to note)	0	n/a
Total Investing in Londoners applications	59	£2,582,217
Non grant spend approved by delegated authority *	N/A	£31,612
Total Investing in Londoners spend	59	£2,613,829

* This formed a part of the Lord Mayor's Show delegated authority which consisted of 3 grants, and 1 non grant amount.

Anniversary Programme: Infrastructure Recommended for grant to today's Committee	1	£350,000
--	----------	-----------------

Grants in Management

- The total of grants currently under the on-going management of your Grants Officers is shown in Table 3. Prior to the approvals recommended for this Committee, the total sum for grants currently being managed is £31,019,015. Should the Committee approve the applications proposed at today's meeting, this balance will rise to £33,982,844.

Table 3

Grant commitments under management as at 31st August 2017

Table for 2017/18 year-to-date	£	£
Prior year grant commitments brought-forward as at 31 March 2017		27,600,000
Grant awarded in 2017/18	11,054,480	
Grant write-backs in 2017/18	<u>(98,520)</u>	
		10,955,960
Payments made in 2017/18 to Grantees		(7,536,945)
Current grant commitments as at 31st August 2017		<u>31,019,015</u>